

MODULAR SYSTEMS

ALPHA SYSTEM

System Alpha has been widely adopted in laboratories across Southern Africa, featuring a tubular framework that supports worktops and surfaces while allowing easy access for plumbing, gas, electrical, and other service connections. To prevent corrosion, all mild steel components undergo degreasing and phosphating processes before receiving an epoxy powder coating, ensuring a durable and lab-ready final product.

The cupboards are independently hung onto the support framework after all services are installed and can be easily moved in and out as needed, providing complete flexibility to the system. This design offers several key advantages, including:

CLEANLINESS

All cupboards are installed off the floor, which facilitates easy cleaning.

DESIGN FLEXIBILITY

Units can be easily added or removed to accommodate changing needs, all without modifying the main framework. The design also ensures convenient access for plumbing, gas, electrical, drainage, and other services.

MAINTENANCE

Maintenance work is made simple, as units can be easily removed without disturbing the main framework.

COLOUR

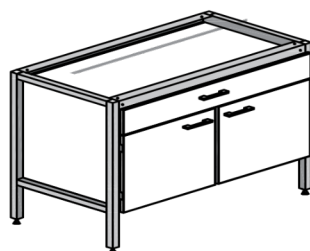
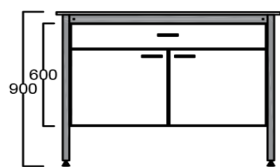
The steel framework and melamine cupboards can be manufactured in any designer color as specified by the client or architect.

All cupboard doors and door fronts come with matching 3mm high-impact edging for added durability.

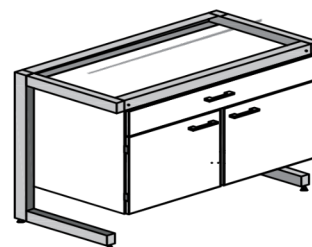


CUPBOARD TYPES

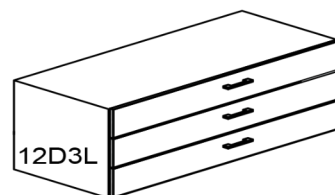
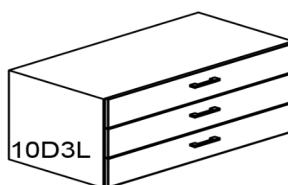
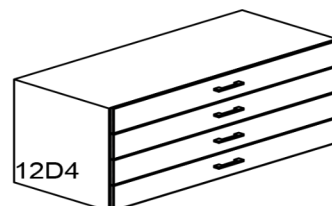
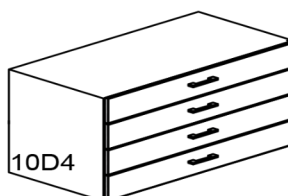
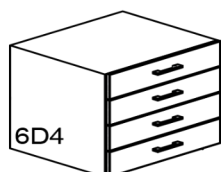
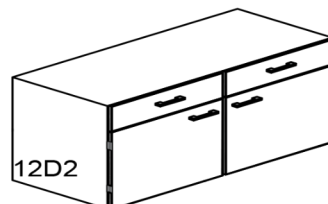
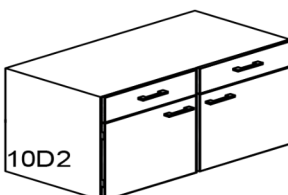
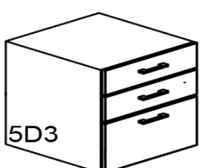
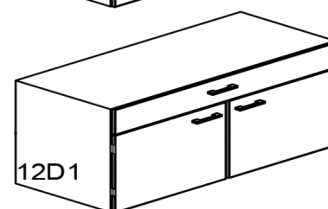
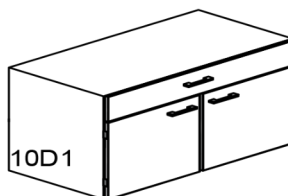
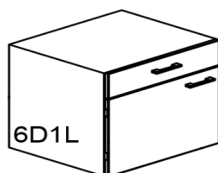
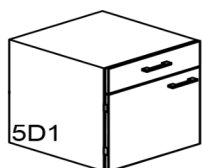
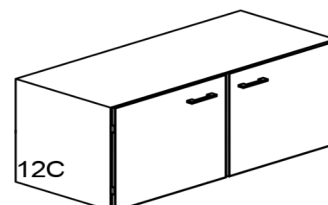
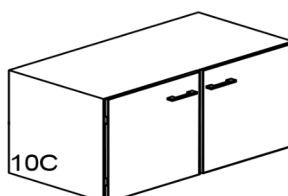
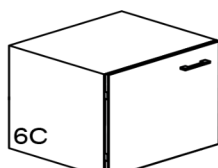
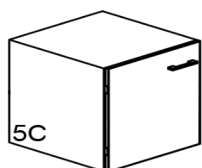
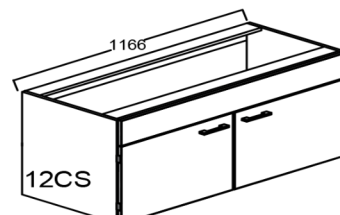
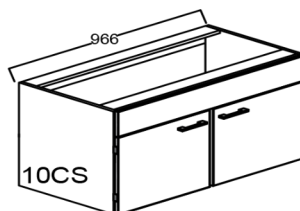
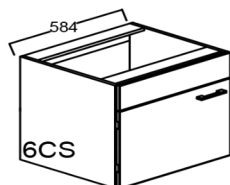
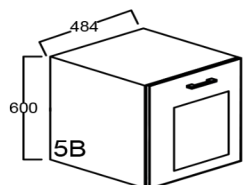
ALPHA SYSTEM

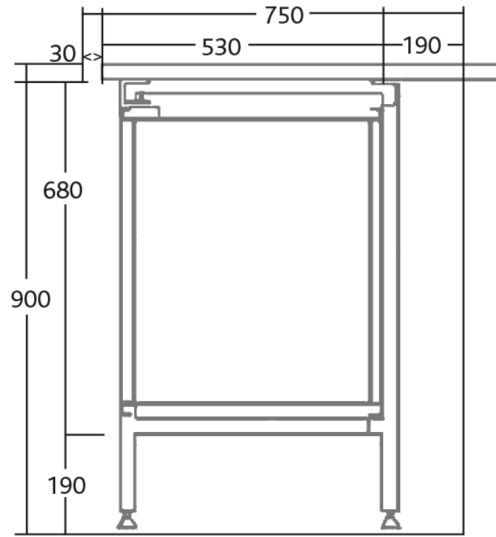
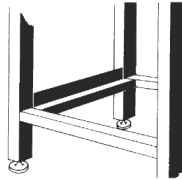
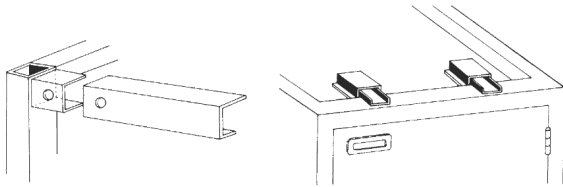
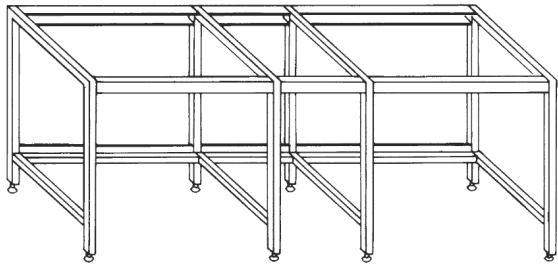


Compatible with system Alpha



Compatible with system Gamma





Alpha frame support system and framing detail

